

English Planning and Ideas



Week Commencing: Monday 27th April 2020

Year Group: 3

	Monday 27th April 2020	Tuesday 28th April 2020	Wednesday 29th April 2020	Thursday 30th April 2020	Friday 1st May 2020
Area of Learning	<u>LC: Can you discuss the features of a diary?</u>	<u>LC: Can you create a animal for your diary?</u>	<u>LC: Can you plan a diary entry?</u>	<u>LC: Can you write a diary entry?</u>	<u>LC: Can you improve your dairy entry?</u>
Activity	<p>Starter:</p> <p>Spelling Shed</p> <p>Main: Look at Diary of a Lively Labrador. Ask the following questions:</p> <ul style="list-style-type: none"> Does it remind you of another book you have listened to recently? What is a diary? Why might a person write a diary? <p>Independent Task: Children to read the extract (see resources). Look at the use of speech marks and discuss the punctuation.</p>	<p>Starter:</p> <p>Spelling Shed</p> <p>Main: Children to create an animal for their diary. They could base their ideas on a real pet or one they think would be fun to write about. Remember to include an interesting trait for the animal. Can they think of interesting adjectives describe their animal?</p> <p>Independent Task: See support resources of sheet to complete.</p>	<p>Starter:</p> <p>Spelling Shed</p> <p>Main: Chn to plan their diary using the animal they drew yesterday. Remind children to show the animal's trait and how the trait causes trouble and how it is resolved.</p> <p>Independent Task: See support resources of sheet to complete.</p>	<p>Starter:</p> <p>Spelling Shed</p> <p>Main: Recap punctuating speech from Monday. Today children will use their plans to write their diary. Remind children that they are the animal and must use the pronoun I and write in the past tense when writing their diary, for example, I ran over to the fence and dug a hole.</p> <p>Independent Task: Children to write a diary using their plan from yesterday/</p>	<p>Starter:</p> <p>Spelling Shed</p> <p>Main: Talk through the help sheet with the children</p> <p>Independent Task: Children to read through their entry and make improves.</p>

	See resources for help in discussing speech marks.				
--	--	--	--	--	--

Support Resources

Monday 27th April 2020



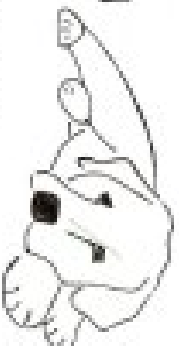
Diary of a lively Labrador

Drawn by: Anna Thomas
Illustrated by: Anna Thomas

MONDAY

Today was a boring day. I had to be careful, my owner is really boring! I can't see the Pricious. She calls me 'Bored Head'. But there is nothing special about her and nothing of the 'Bored Head' about me.

So
bored



Well, it is no wonder I get bored. At the Pricious down at day to type - 'No, no, no' at the old newspaper. She's a boring, you see.



Today I had to bored that I almost ate my own tail. In the end, I showed up one of the Pricious's slippers and that definitely got her attention!

delicious
slipper!

In the afternoon we went for a walk.



I was so bored to be doing something at last, that I ran off with the ball and was barking and didn't come back. Then, when she was really mad at me, I came back.



We walked together for a while.

But just as she was beginning to see me again, I barked at her and she ran off and put muddy footprints all over the garden.

That was not a popular move...



The returned home in silence.



TUESDAY

Another boring day. I had to be careful, my owner is really boring! I can't see the Pricious. She calls me 'Bored Head'. But there is nothing special about her and nothing of the 'Bored Head' about me.

Well, it is no wonder I get bored. At the Pricious down at day to type - 'No, no, no' at the old newspaper. She's a boring, you see.



up at the
Pricious -
the boring
head!

down!

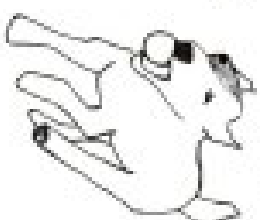
There!

And that's all. I jumped off over the side of the slipper and was

me and



my friend
Rover



The walk this afternoon was BORING because the Pricious kept me on the lead and I couldn't see or jump.

She let me off just as we came towards the house and I ran over to my bed to my friend, Rover, and we ran round and round the house - which of course, annoyed the Pricious a lot!

Extract to Read

MONDAY

Not a good morning. Bounced on the postwoman and the milkman and then, when the paper boy skidded on his bike to avoid me, he ran into the hedge and I got the blame! How unfair is that?


So there I was back in the 'toilet-prison'.
Mouse came to see me, running along the pipes as usual.



"I have had an idea,"
he told me excitedly,
"about your bouncing problem."

"Really?" I replied.

I was quite depressed about the whole thing and almost resigned to spending the rest of my life in the toilet!



"Yep," he said, "but it has to be OUR secret!"
And then he started to whisper.

As I listened, I first started to smile and
then to laugh, big, woofy dog laughs.

The Princess came and let me out of the toilet.

Perhaps she thought I was barking!


Rules for Punctuating Speech

✓✓✓
"Now we're in trouble," said Ellie's father.✓
Ellie's mum cried, "It's horrible."
"What are we going to do?" he asked. ✓

- ✓ Hug the spoken words with **speech marks**
- ✓ Say **who is speaking** (reporting clause)
- ✓ A **capital letter** is used at the beginning of the spoken words
- ✓ Use a **comma** at the end of the speech – unless you need a **?** Or **!**
- ✓ Start a **new line** for every change of speaker



Tuesday 28th April 2020



All about me!

Likes:

Dislikes:

Talents:

Things that get me into trouble:

Other information:

Wednesday 29th April 2020

Dairy Plan

	The Main Event – write a sentence	Draw a quick picture to show more detail
Monday	<hr/> <hr/>	
Tuesday	<hr/> <hr/>	
Wednesday	<hr/> <hr/>	
Thursday	<hr/> <hr/>	
Friday	<hr/> <hr/>	

Improving Diary Entries

1. Choose interesting vocabulary

You can change boring words like 'said' or 'went' for more exciting synonyms. A synonym is a word or phrase that means the same or nearly the same as another word.

2. Add adverbs to modify adjectives, verbs or other adverbs

Add further information about how, when where, why, how often or how much something happened with an adverb.

He exclaimed grumpily.

Suddenly, he left his garden.

I warily watched the cars on the road.

3. Use conjunctions to add two sentences together, or to add information

Having lots of short sentences on their own can be boring to read. It's more effective to use conjunctions to join sentences together.

I left my garden.



I left my garden because I wanted to see what was going on in the road.

4. Include details about how the character felt

Opinions and feelings are important features of a diary entry. You need to add information about how the character was feeling at different points, and what he or she thought about what had happened that day.

5. Use different sentence starters

Find different ways to start sentences makes a diary entry more interesting to read. Try starting a sentence in some of these ways:

With an adverb	Cautiously, he peeped out of the nest hole.
With an '-ing' verb	Feeling brave, Plop decided to go exploring with the cat.
With an '-ed' verb	Stunned, the old lady stared at Plop in amazement.
With a simile	Like a polypolly pudding, Plop landed at the boy scout's feet.
Where?	Behind the lady's legs, Plop hid from the scary rustling sound.

6. Use exclamations

Exclamations (or interjections) can help add colour to a diary entry and help express strong emotions. They are usually used in speech and in informal writing. Exclamations are usually punctuated with an exclamation mark.

Wow!

How amazing!

How silly!

How wonderful!

Ooooh!

Owl! That hurt!

synonyms you could use

said

called
cried
declared
exclaimed
explained
groaned
joked
muttered
screamed
suggested

went

bolted
departed
crawled
drifted
flew
fluttered
retreated
stumbled
walked
wandered

nice

charming
congenial
dandy
delightful
enchanted
enjoyable
lovely
pleasant
pleasing
wonderful

happy

blissful
cheery
chirpy
content
delighted
gleeful
joyful
merry
overjoyed
untroubled

scared

afraid
anxious
fearful
panicked
petrified
shaken
spooked
startled
tense
terrified

excited

animated
dramatic
eager
ecstatic
electrified
enraptured
exhilarated
full of beans
invigorated
thrilled

interesting

absorbing
amusing
beguiling
captivating
compelling
engrossing
fascinating
intriguing
mesmerising
riveting

big

enormous
giant
great
huge
immense
large
mammoth
massive
towering
tremendous

small

little
microscopic
mini
minuscule
petite
short
slight
teeny-weeny
tiny
wee

eat

digest
dine
feast
gobble
inhale
munch
nibble
polish off
scoff
swallow

Where can I complete further work?

[Twinkl](#) – Subscription service used by schools is offering a free premium service for teachers, parents and children to use whilst schools are closed. Enter the code **UKTWINKLHELPS** for access to worksheets, powerpoints and interactive games to support all areas of learning.

[Classroom Secrets](#) – Free Maths, Reading and Grammar home learning packs and interactive resources for all ages.

[BBC Bitesize Primary](#) – Free learning resources available for KS1 and KS2 across all subjects.

[Oxford Owl](#) – Free ebooks and reading resources available when you create a free login.

[Phonics Play](#) – Subscription service is offering free access to their learning resources during this period. Follow the link for details on how to gain free access.

[Top Marks](#) – Free educational resources and games for English and Maths.

[ICT Games](#) – Free educational resources and games for English and Maths.