

# Action Words

2nd Edition



## Picture followed by word

A multi-sensory scheme for teaching key words

[CLICK FOR MENU](#)

[Next](#)

# Menu

Set 2.1 : his, put, got, home, new

Set 2.2 : down, took, pull, too, push

Set 2.3 : made, had, what, over, could

Set 2.4 : about, very, her, saw, him

Set 2.5 : good, came, back, bed, with

Set 2.6 : water, after, out, help, school

Set 2.7 : did, not, were, way, by

Set 2.8 : there, ran, little, jump, some

Set 2.9 : man, house, again, old, many

You can use this menu to jump to a specific set of words.

The presentation has a number of blank screens, to help to prepare the child for each word or picture.

A simple click of the left mouse button will reveal the next word or picture, or if you prefer you can click the “next” button at the bottom right of each screen.

Press the “ESC” key on your keyboard at any time to exit the presentation.

CLICK FOR MENU

Next


# Set 2.1

**CLICK FOR MENU**


**Next**



# his




put



**CLICK FOR MENU**

**Next**


got



**CLICK FOR MENU**

**Next**


# home



**CLICK FOR MENU**

**Next**

# new



**CLICK FOR MENU**

**Next**




# Set 2.2

**CLICK FOR MENU**

**Next**




# down



**CLICK FOR MENU**

**Next**


took




[CLICK FOR MENU](#)

[Next](#)


# pull



too



# push




# Set 2.3

**CLICK FOR MENU**

**Next**



# made




**CLICK FOR MENU**

**Next**




# had



[CLICK FOR MENU](#)

[Next](#)

# what




[CLICK FOR MENU](#)

[Next](#)

# over



# could



**CLICK FOR MENU**

**Next**


# Set 2.4

**CLICK FOR MENU**

**Next**




# about




**CLICK FOR MENU**

**Next**

# very




her






saw



CLICK FOR MENU

Next

him



# Set 2.5

**CLICK FOR MENU**

**Next**



good



**CLICK FOR MENU**

**Next**

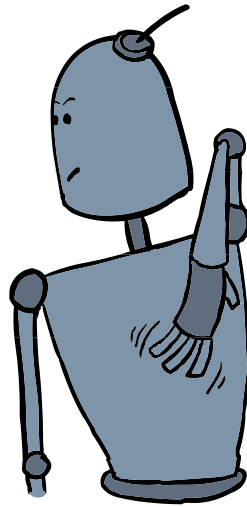
# came



**CLICK FOR MENU**

**Next**

# back



**CLICK FOR MENU**

**Next**


# bed



**CLICK FOR MENU**

**Next**

# with



**CLICK FOR MENU**

**Next**




# Set 2.6

**CLICK FOR MENU**

**Next**




# water



[CLICK FOR MENU](#)

[Next](#)


# after



**CLICK FOR MENU**

**Next**


out



[CLICK FOR MENU](#)

[Next](#)

# help



**CLICK FOR MENU**

**Next**

# school



**CLICK FOR MENU**

**Next**

# Set 2.7

**CLICK FOR MENU**

**Next**



did




**CLICK FOR MENU**

**Next**




not



**CLICK FOR MENU**

**Next**


were



[CLICK FOR MENU](#)

[Next](#)

# way



**CLICK FOR MENU**

**Next**

by



**CLICK FOR MENU**

**Next**


# Set 2.8

**CLICK FOR MENU**

**Next**



# there



**CLICK FOR MENU**

**Next**


ran



[CLICK FOR MENU](#)

[Next](#)

# little




[CLICK FOR MENU](#)

[Next](#)




# jump



**CLICK FOR MENU**

**Next**

# some



**CLICK FOR MENU**

**Next**

# Set 2.9

**CLICK FOR MENU**

**Next**




man



[CLICK FOR MENU](#)

[Next](#)


# house




**CLICK FOR MENU**

**Next**

again



old



# many

