


English Planning and Ideas

Week Commencing: 1st June 2020 Year Group: Year 1



	Monday	Tuesday	Wednesday	Thursday	
Phonics	Practise daily phonics lessons to practise reading and blending sounds. https://www.ruthmiskin.com/en/find-out-more/parents/ Or here https://www.youtube.com/channel/UCo7fbLgY2oA_cFCIg9GdxtQ/featured				
Activity	<p>Can you identify and describe birds in your garden?</p> <p>Today I'd like you to have a look in your garden or yard or while you're out for your daily exercise, to see how many different types of birds you can spot.</p> <p>If you don't know what the birds are called there are some useful websites to look at, or you could use the 'Top 10 Garden Birds' sheet attached to help you.</p> <p>https://www.rspb.org.uk/birds-and-wildlife/wildlife-guides/identify-a-bird/</p> <p>https://www.ecokidsplanet.co.uk/blogs/news/handy-little-guide-to-the-uk-s-top-10-garden-birds</p> <p>I'd like you to use Monday's resources to write the name of the bird (you could draw a sketch if you like or cut out a picture and stick it on) and then write down some notes to describe what they looked like and what they were doing. Eg Robin Small, brown bird with red breast. Eating worms and hopping.</p>	<p>Can you draw and label your favourite garden bird?</p> <p>Today I'd like you to think about your favourite garden bird. You could use your sheet from yesterday or you could think of another bird that you sometimes see in your garden.</p> <p>Using Tuesday's resources, can you draw your favourite bird. You could colour it in to show what it looked like.</p> <p>Then can you add some labels to describe it.</p> <p>Eg brown feathers, small wings, orange beak.</p>	<p>Can you find out facts about your favourite bird?</p> <p>Using the internet or any books you have at home, can you find out some information about your favourite garden bird? There are some very useful websites to help you find out more.</p> <p>Can you find out:</p> <p>Where they live? What they eat? What their eggs look like? Interesting facts.</p> <p>https://www.rspb.org.uk/birds-and-wildlife/wildlife-guides/identify-a-bird/</p> <p>https://www.rspb.org.uk/fun-and-learning/for-kids/facts-about-nature/facts-about-birds/</p> <p>https://www.bbc.co.uk/cbeebies/joinin/garden-bird-spotting</p>	<p>Can you create a fact file about a garden bird?</p> <p>Using all of the information you've gathered from researching your favourite garden bird, can you use Thursday's resources to create a fact file. You could give your fact file some headings such as Habitat, Diet of Interesting Facts.</p> <p>Once you've written your fact file, can you share it with someone at home to tell them what you know about your favourite garden bird.</p>	<p>Reading Comprehension</p> <p>Read the attached reading comprehension all about birds in your garden. Have a go at answering the questions.</p> <p>There is one question about each of the birds in the text. You could try reading the question first and then reading the section about that bird to help you answer the questions.</p> <p>If you find some words tricky, don't forget an adult can help you. Even if you find the reading hard, you may still have a good understanding of what it is about.</p>

Where can I complete further work?

[Twinkl](#) – Subscription service used by schools is offering a free premium service for teachers, parents and children to use whilst schools are closed. Enter the code **UKTWINKLHELPS** for access to worksheets, powerpoints and interactive games to support all areas of learning.

[Classroom Secrets](#) – Free Maths, Reading and Grammar home learning packs and interactive resources for all ages.

[BBC Bitesize Primary](#) – Free learning resources available for KS1 and KS2 across all subjects.

[Oxford Owl](#) – Free ebooks and reading resources available when you create a free login.

[Phonics Play](#) – Subscription service is offering free access to their learning resources during this period. Follow the link for details on how to gain free access.

[Top Marks](#) – Free educational resources and games for English and Maths.

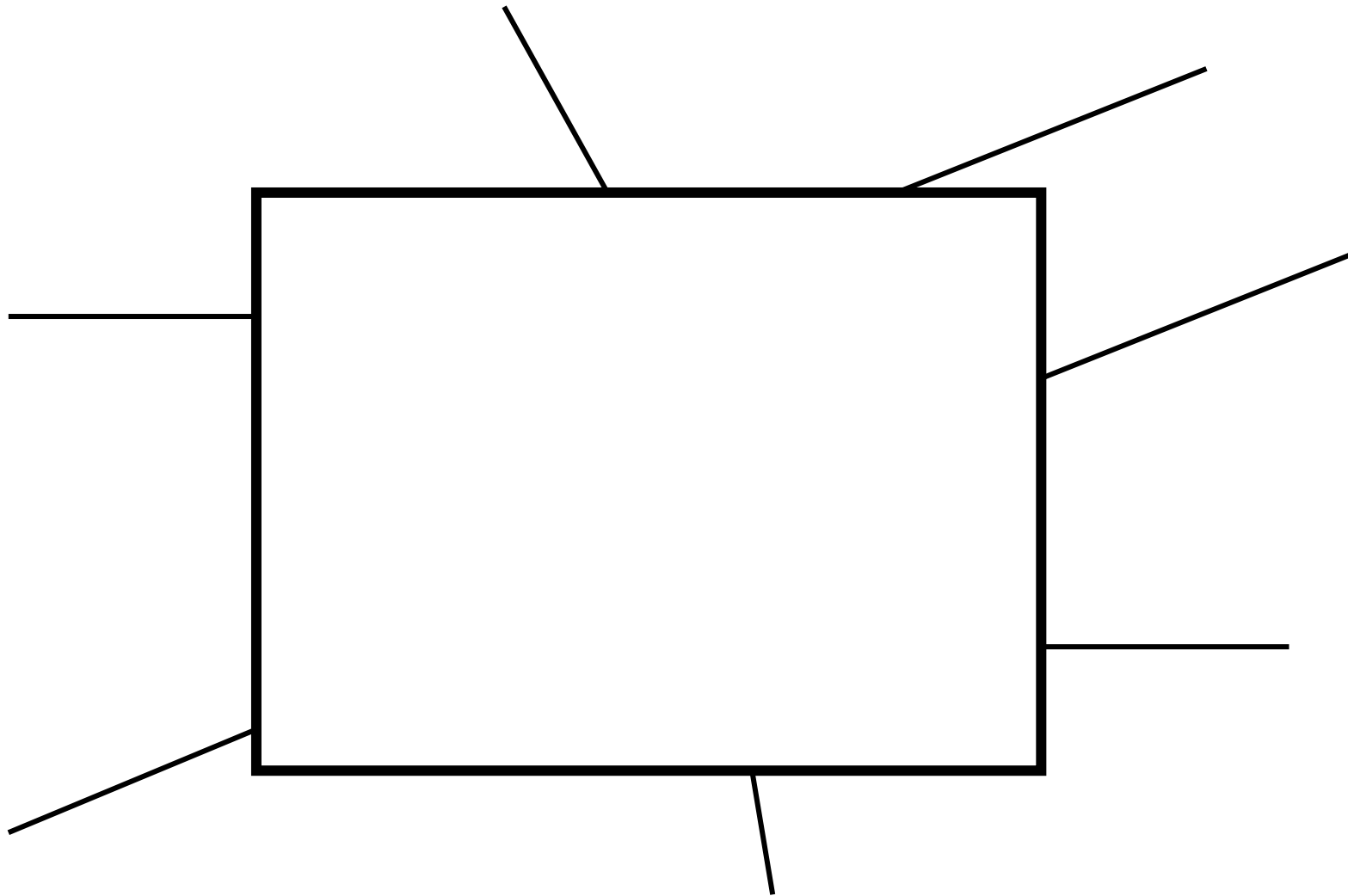
[ICT Games](#) – Free educational resources and games for English and Maths.

Monday 1st June

Garden Bird Spotting

Name of Bird	Describe what it looked like.	Describe what it was doing.

Tuesday 2nd June



Wednesday 3rd June

Research your favourite garden bird.

Name of bird _____

What does it look like? _____

Where does it live? _____

What does it eat? _____

What does its egg look like? _____

Interesting Facts _____

A large, empty rectangular box with rounded corners, intended for a drawing or illustration.

A small rectangular box with rounded corners, containing four vertical lines for writing.


A large rectangular box with rounded corners, containing ten vertical lines for writing.

A rectangular box with rounded corners, containing sixteen vertical lines for writing.

A single vertical line, likely a margin or separator.

Birds in Your Garden

There are many different types of bird that you might see in your garden. Here are a few of them:

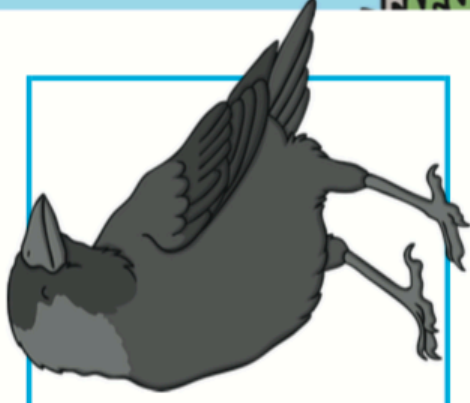


Robin

Robins are very easy to spot in your garden. They have a red breast and a brown head and back. They have long legs and a short tail. They live in one area to stop other robins living there. They eat insects, fruit, seeds and worms.

Jackdaw

The jackdaw is a noisy bird. They are quite large and have a grey neck, a short beak and white eyes. They eat insects, dead animals and other birds' eggs. They live in woods, parks and gardens. Jackdaws steal things; not just food but objects too!



Blue tit

The blue tit is a very small bird with bright yellow and blue feathers. They eat insects, seeds and nuts. They eat from bird tables and live in garden nesting boxes.




Blackbird

Blackbirds are very common garden birds but they also live in farmland and woodland. Blackbirds live on their own. The male is black with an orange beak, and he has an orange ring around his eye. The female is dark brown with a brown beak. They nest in trees and like to sing.



Heron

Hérons live near ponds. This is because they eat fish and sometimes steal the fish from people's ponds! They are quite large with a long thin beak. They also have thin legs and necks. They build nests in trees. When they fly, they stretch their legs out behind them.



Questions

1. What colour is a robin's breast? Tick **one**
 - ☐ brown
 - ☐ red
 - ☐ black
2. Where do blue tits live? Tick **one**.
 - ☐ garden nesting boxes
 - ☐ next to ponds
 - ☐ woods
3. Which two things are true about jackdaws? Tick **two**.
 - ☐ They like to steal things.
 - ☐ They are very noisy.
 - ☐ They are very small.
4. Why do herons live near ponds? Tick **one**.
 - ☐ They like to swim.
 - ☐ They eat fish.
 - ☐ They like to look at ponds.
5. What does a female blackbird look like? Tick **one**.
 - ☐ black with an orange beak
 - ☐ dark brown with an orange beak
 - ☐ dark brown with a brown beak