

Science and the Wider Curriculum - Planning and Ideas



Week Commencing: Monday 15th June 2020

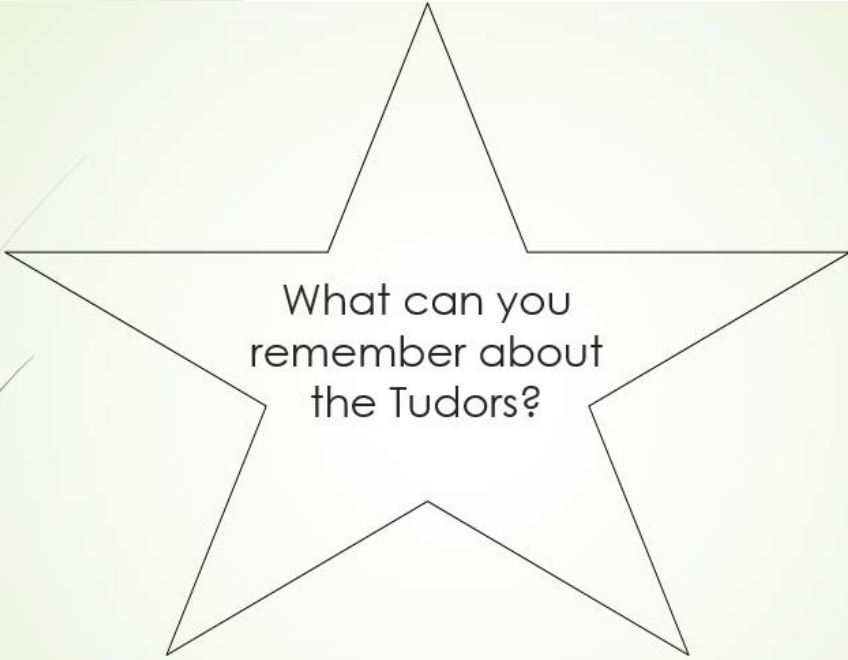

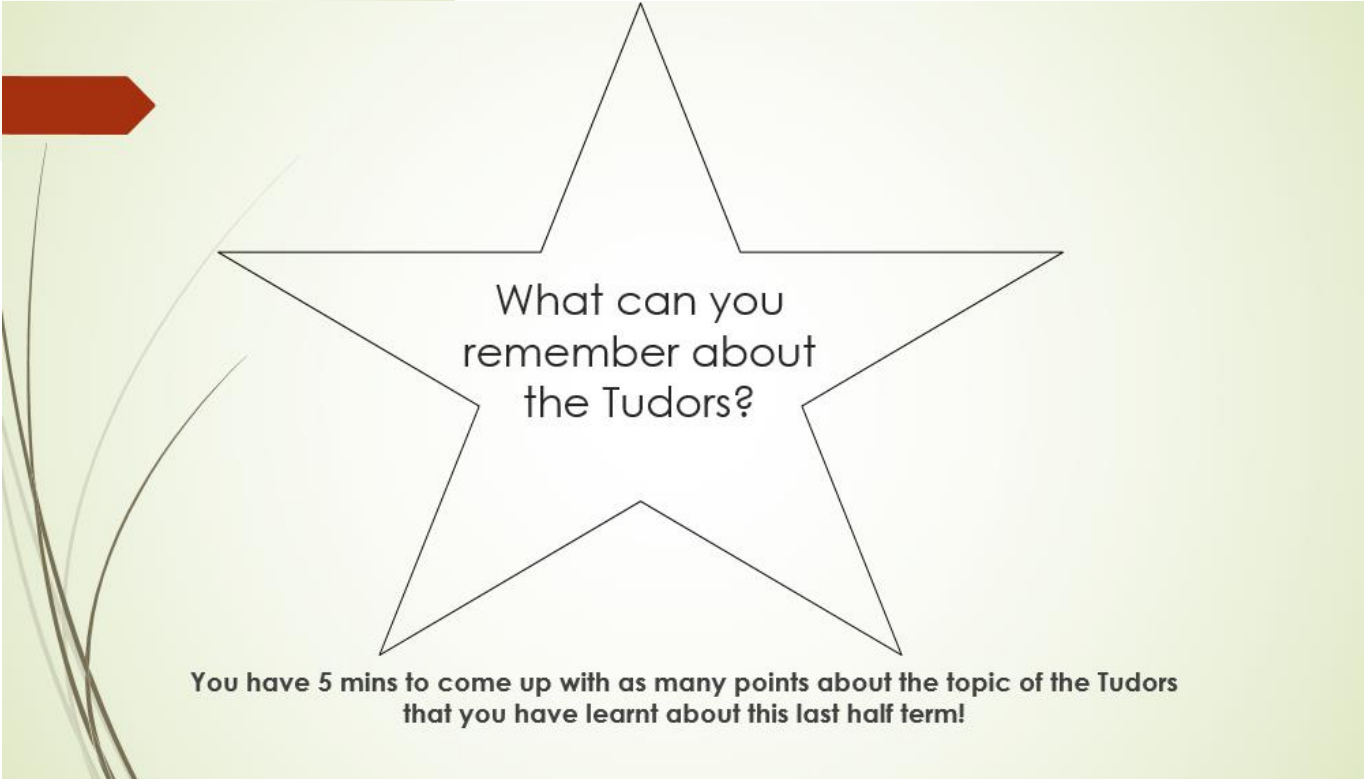
Year Groups: 3/4

	Monday	Tuesday	Wednesday	Thursday	Friday
Area of Learning	Subject: History LC: Can you answer questions on the Tudors?	Subject: French LC: Can you recognise clothes in French?	Subject: PE LC: Can you complete the PE challenge?	Subject: Science LC: Can you classify seeds?	Subject: Art LC: Can you design and create a card for Father's Day?
Activity	<p>Starter:</p> <p>What can you remember about the topic of the Tudors? Children to think about everything they have learned and make a mind map.</p> <p>Main:</p> <p>Use the PowerPoint to recap the main points of learning the children have covered during the topic of the Tudors.</p> <p>Independent:</p> <p>Children to answer the questions on the last slide of the PowerPoint without looking back at the PowerPoint slides. (If</p>	<p>Starter:</p> <p>Ask the children to make a list of different types of clothes that people wear.</p> <p>Main:</p> <p>Using the PowerPoint slides go through the different items of clothes and their French translations.</p> <p>Independent:</p> <p>Children to complete the worksheet</p>	<p>This activity will be uploaded to the school Facebook page and the children will be encouraged to have a go. The challenge does not have to be completed on any specified day, just at some point in the week.</p>	<p>Starter:</p> <p>On your walks this week see if you can collect some seeds from the environment. Do not worry if you can not find any.</p> <p>Main:</p> <p>Ask children the following questions</p> <ul style="list-style-type: none"> ○ Why do plants make seeds that have ways of moving away from the parent plant? ○ What is this called? (<i>seed dispersal</i>) 	<p>Starter:</p> <p>Children to think about why it is important that we have days such as Father's Day.</p> <p>Main:</p> <p>Children to gather materials that they may want to use to decorate or design their own Father's Day cards. Children can look up examples of cards on the internet for inspiration.</p>

	<p>the children are really struggling they can flip back through the slides). Once the children have answered the questions they should check their answers against the answers slide in the PowerPoint. As a challenge the children can then create their own questions they could ask friends and family about the Tudors.</p>	<p>matching the correcting image to word for different items of clothing. As a challenge the children could try describing the colours of each item after they have completed the worksheet.</p>		<ul style="list-style-type: none"> ○ What would happen if all the seeds belonging to a tree fell under the tree to grow? <p>Children to use PPT Slides to support discussion of ideas.</p> <p>Independent task: Children to use the examples of different kinds of seeds they have collected or pictures of the seeds (See resources) and ask them to look carefully at them, drop them, etc. and then sort them according to how they think that they are dispersed. Children use Activity sheet (see resources) to record their thinking. As children discuss, encourage them to think about the structure of the different seeds and which parts might stick to an animal or help it be blown by the wind. A useful website for identifying seeds can be found here: http://theseedsite.co.uk/</p>	<p>Independent:</p> <p>The children are to design and make their own Father's Day cards to give to an important male role model in their lives – it does not have to be a Father, could be Grandfather, Step-dad etc. Children can make as many or as few as they like with materials and resources of their course.</p>
--	--	--	--	---	---




The Tudors



What can you
remember about
the Tudors?

You have 5 mins to come up with as many points about the topic of the Tudors
that you have learnt about this last half term!




Henry VIII

- Born 1491.
- Became king at 17.
- The most famous Tudor king.
- Had six wives
- Responsible for the English Reformation – rebelled against the Catholic Church to become leader of the Church of England due to the pope refusing to allow him to divorce his first wife. The country became Protestant as a result of this.
- Had three well known children who became monarchs.
- Died 1547.



Henry VIII wives

- 1st wife – Catherine of Aragon, 1485 to 1536, Mother of Mary I
- 2nd wife – Anne Boleyn, 1501 to 1536, Mother of Elizabeth I
- 3rd wife – Jane Seymour, 1508 to 1537, Mother of Edward VI
- 4th wife – Anne of Cleves, 1515 to 1557
- 5th wife – Catherine Howard, 1523 to 1542
- 6th wife – Catherine Parr, 1512 to 1548
- Rhyme to remember Henry VIII's wives: Divorced, Beheaded, Died, Divorced, Beheaded, Survived.



Edward VI

- Born 1537.
- Son of Henry VIII and his third wife Jane Seymour.
- Became king at the age of 9.
- Known as the Puppet King as he never really made any decisions of his own that were not influenced by his advisors.
- Was a Protestant.
- Died 1553.



Mary I

- Born 1516.
- Daughter of Henry VIII and his first wife Catherine of Aragon.
- Had Lady Jane Grey beheaded in order to become queen. Jane only ruled for 9 days.
- Known as Bloody Mary due to being a particularly brutal queen and the amount of executions she ordered.
- Was a Catholic.
- Died 1558.



Elizabeth I

- Born 1533.
- Daughter of Henry VIII and his second wife Anne Boleyn.
- Her era was known as The Golden Age.
- Defeated the Spanish Armada during her reign.
- Was a Protestant.
- Died 1603.



Spanish Armada

- Took place in 1588.
- Spain attempted to invade England during the reign of Elizabeth I.
- Whilst England had more ships than Spain, they were still outgunned.
- Sir Francis Drake lead the attack on the Spanish using tactics, such as fire ships, to push back the enemy.
- Due to many factors including fire ships and weather, Spain were defeated by England showing that England was a force to be reckoned with.



Battle of Bosworth

- Took place in 1485.
- Was between the House of Lancaster and the House of York.
- Was the last major battle in the civil war in England called the War of the Roses.
- At the time Richard III was king. He was a member of the House of York.
- Henry Tudor also known as Henry VII sought to become king of England. He was a member of the House of Lancaster.
- Richard III was killed and Henry VII became king beginning the Tudor era.



Pop Quiz

Have a read through the 10 questions and see how many answers you can get! You have 10 mins.

- How many wives did Henry VIII have?
- What were the names of Henry VIII's wives?
- What are the names of Henry VIII's best known children? (There are 3)
- Who was the Battle of Bosworth between?
- What was the series of events called that meant Henry VIII went from being a Catholic into a Protestant?
- Why was Edward VI referred to as the Puppet King?
- Why was Mary I referred to as Bloody Mary?
- What invasion was defeated during the reign of Elizabeth I?
- When did Elizabeth I die, ending the Tudor era?
- What is the rhyme used to remember the order of Henry VIII's wives?



Answers

- 6
- Catherine of Aragon, Anne Boleyn, Jane Seymour, Anne of Cleeves, Catherine Howard and Catherine Parr
- Edward VI, Mary I and Elizabeth I
- House of Lancaster and House of York or Richard III and Henry Tudor (Henry VII)
- The English Reformation
- Never made his own decisions
- Brutal queen known for lots of executions
- The Spanish Armada
- 1603
- Divorced, Beheaded, Died, Divorced, Beheaded, Survived



Challenge

Can you think of your own 5 questions about the Tudors that you could ask your friends and family?



une jupe



des chaussures



un sweat



un pantalon



un tee-shirt



une chemise



un maillot de corps



des chaussettes



un slip



un short



une robe



un pull

What's in the wardrobe? Can you write the correct word under each picture? Use the word bank to check your spellings!

Which words use un and which take une?



pull
robe
maillot de corps
jupe
pantalon
sweat
chemise
tee-shirt
slip
short
des chaussettes
des chaussures

Couleurs



PE – Wednesday 17th June 2020

See school Facebook page for information.

Science – Thursday 18th June 2020

Seed spreading

SWITCHED ON Science
Second Edition

- Have you seen sycamore seeds?
- Describe how they fall.
- How do you think this shape helps the tree to spread its seeds over a wide area?
- Every little 'parachute' on a dandelion seed head has a seed attached.
- What happens when the wind blows?
- Why?



Seed spreading

SWITCHED ON Science
Second Edition

- This is a coconut from a palm tree.
- How do you think its seeds are spread?

These are blackberries.
Where are the seeds?
How are the seeds dispersed?



©manzrussali/shutterstock ©Alex Coan/shutterstock



Figure 3 sycamore seed



[This Photo](#) by Unknown Author is licensed under [CC BY-NC-ND](#)

Figure 2 Willow herb



[This Photo](#) by Unknown Author is licensed under [CC BY-SA](#)

Figure 3 Poppy head with seeds



[This Photo](#) by Unknown Author is licensed under [CC BY-SA](#)

Figure 1 Dandelion



[This Photo](#) by Unknown Author is licensed under [CC BY-NC](#)

Figure 5 Coconut tree



[This Photo](#) by Unknown Author is licensed under [CC BY-SA](#)

Figure 6 Horse chestnut seed



[This Photo](#) by Unknown Author is licensed under [CC BY-SA](#)

Figure 7 Alder seeds



[This Photo](#) by Unknown Author is licensed under [CC BY](#)

Figure 8 Willow seeds



[This Photo](#) by Unknown Author is licensed under [CC BY-ND](#)

Figure 9 Blackberries



This Photo by Unknown Author is licensed under CC BY-SA

Figure 104 Burdock



This Photo by Unknown Author is licensed under CC BY-SA

Figure 11 Sea Holly



This Photo by Unknown Author is licensed under CC BY-SA-NC



[This Photo](#) by Unknown Author is licensed under [CC BY-ND](#)

Figure 14 Pea plants



[This Photo](#) by Unknown Author is licensed under [CC BY-SA](#)

Figure 155 Geranium seeds



[This Photo](#) by Unknown Author is licensed under [CC BY-SA-NC](#)

Figure 16 Apple and seeds

Seed dispersal answers

Sycamore seeds (wind)

Willow herb (wind)

Poppy heads (wind)

Dandelion heads (wind)

Horse chestnut seeds: conkers (gravity)

Coconuts (gravity and then water)

Alder (water)

Willow (water)

Blackberries / berries (animals)

Burdock hooks (animals)

Sea holly (animals)

Oak seeds: acorns (animals)

Apple (animals)

Peas in pea pod (explosion)

Geraniums: (explosion)

Type of seeds

Type of seed: Draw a picture of the seed:	Type of seed: Draw a picture of the seed:	Type of seed: Draw a picture of the seed:
Type of seed: Draw a picture of the seed:	Type of seed: Draw a picture of the seed:	Type of seed: Draw a picture of the seed:

Art - Friday 19th June 2020

Resources

Any materials the children decide they may like to use. Some examples may include:

- Coloured Paper
- Card
- Felt Tips
- Crayons
- Tissue Paper
- Glue
- Scissors
- Sequins

Where can I complete further work?

[Twinkl](#) – Subscription service used by schools is offering a free premium service for teachers, parents and children to use whilst schools are closed. Enter the code **UKTWINKLHELPS** for access to worksheets, powerpoints and interactive games to support all areas of learning.

[Classroom Secrets](#) – Free Maths, Reading and Grammar home learning packs and interactive resources for all ages.

[BBC Bitesize Primary](#) – Free learning resources available for KS1 and KS2 across all subjects.

[Oxford Owl](#) – Free ebooks and reading resources available when you create a free login.

[Phonics Play](#) – Subscription service is offering free access to their learning resources during this period. Follow the link for details on how to gain free access.

[Top Marks](#) – Free educational resources and games for English and Maths.

[ICT Games](#) – Free educational resources and games for English and Maths.