

English Planning and Ideas



Week Commencing: 15. 06. 20

Year Group: 2

NOTE TO PARENTS: Please be aware that **Wednesday's** activity is an outdoor activity. If you wish to move the activities around to suit the weather or any other factors, please feel free to do so.

	Monday	Tuesday	Wednesday	Thursday	Friday
Area of Learning	LC: Can you answer questions about a text?	LC: Can you write statements?	LC: Can you identify and describe some common birds?	LC: Can you find out facts about your favourite bird?	LC: Can you write a fact file about a bird?
Activity	<p>Main</p> <ul style="list-style-type: none"> As this week's work is all about birds we might find in our garden the comprehension matches that theme. Remember to read the text carefully. Most of the answers will be in the text so please check carefully and don't just guess! Sometimes, if you can't find the answer, you might need to think carefully and talk to your parent / carer about what the answer might be. <p>Independent</p> <p>Today I have attached a comprehension. There are two different versions of the text and questions, the second is more challenging than the first. Please give your child the</p>	<p>Skills lesson</p> <ul style="list-style-type: none"> Today we are going to practise writing statements. This is something we have already looked at in class but would be good to practice again. Use the link below to watch a short video, complete an online activity and take part in a short quiz. https://www.bbc.co.uk/bitesize/articles/z97r2nb <p>Independent</p> <p>Complete Tuesday's worksheets. This allows you to practise writing statements but also revises writing questions, commands and exclamations.</p>	<p>Main</p> <p>Today I'd like you to have a look in your garden or yard or while you're out for your daily exercise, to see how many different types of birds you can spot. If you don't know what the birds are called there are some useful websites to look at, or you could use the 'Top 10 Garden Birds' sheet attached to help you. https://www.rspb.org.uk/birds-and-wildlife/wildlife-guides/identify-a-bird/ https://www.ecokidsplanet.co.uk/blogs/news/handy-little-guide-to-the-uk-s-top-10-garden-birds</p> <p>Independent</p> <p>I'd like you to use Wednesday's resources to write the name of</p>	<p>Main</p> <p>Using the internet or any books you have at home, can you find out some information about your favourite garden bird? There are some very useful websites to help you find out more. Can you find out: Where they live? What they eat? What their eggs look like? Interesting facts. https://www.rspb.org.uk/birds-and-wildlife/wildlife-guides/identify-a-bird/ https://www.rspb.org.uk/fun-and-learning/for-kids/facts-about-nature/facts-about-birds/</p>	<p>Main</p> <p>Using all of the information you've gathered from researching your favourite garden bird, can you create a fact file. Once you've written your fact file, can you share it with someone at home to tell them what you know about your favourite garden bird.</p> <p>Independent</p> <p>Use Friday's resource sheet to make your fact file. You could give your fact file some headings such as Appearance, Habitat, Diet, Interesting Facts.</p>


<p>one you feel is best suited to their ability.</p> <p>Read through the text, supporting your child if they struggle to read it themselves and then let them have a go at answering the questions.</p> <p>Answers are also attached.</p>		<p>the bird (you could draw a sketch if you like or cut out a picture and stick it on) and then write down some notes to describe what they looked like and what they were doing. Eg Robin Small, brown bird with red breast. Eating worms and hopping.</p>	<p>https://www.bbc.co.uk/cbeebies/joinin/garden-bird-spotting</p> <p>Independent Use Thursday's resource sheet to make notes on your research.</p>	
---	--	---	--	--

Supporting activities

Monday's task: Option 1

Birds in Your Garden

There are many different types of bird that you might see in your garden. Here are a few of them:




Robin

Robins are very easy to spot in your garden. They have a red breast and a brown head and back. They have long legs and a short tail. They live in one area to stop other robins living there. They eat insects, fruit, seeds and worms.

Jackdaw

The jackdaw is a noisy bird. They are quite large and have a grey neck, a short beak and white eyes. They eat insects, dead animals and other birds' eggs. They live in woods, parks and gardens. Jackdaws steal things; not just food but objects too!



Blue tit

The blue tit is a very small bird with bright yellow and blue feathers. They eat insects, seeds and nuts. They eat from bird tables and live in garden nesting boxes.



Birds in Your Garden


Blackbird

Blackbirds are very common garden birds but they also live in farmland and woodland. Blackbirds live on their own. The male is black with an orange beak, and he has an orange ring around his eye. The female is dark brown with a brown beak. They nest in trees and like to sing.



Heron

Hérons live near ponds. This is because they eat fish and sometimes steal the fish from people's ponds! They are quite large with a long thin beak. They also have thin legs and necks. They build nests in trees. When they fly, they stretch their legs out behind them.



Questions

1. What colour is a robin's breast? Tick **one**

- ☐ brown
- ☐ red
- ☐ black

2. Where do blue tits live? Tick **one**.

- ☐ garden nesting boxes
- ☐ next to ponds
- ☐ woods

3. Which two things are true about jackdaws? Tick **two**.

- ☐ They like to steal things.
- ☐ They are very noisy.
- ☐ They are very small.

4. Why do herons live near ponds? Tick **one**.

- ☐ They like to swim.
- ☐ They eat fish.
- ☐ They like to look at ponds.


5. What does a female blackbird look like? Tick **one**.

- ☐ black with an orange beak
- ☐ dark brown with an orange beak
- ☐ dark brown with a brown beak

Monday's task: Option 2

Birds in Your Garden

There are many different types of bird that you might see in your garden. Here are a few of them:



Robin

Robins are very noticeable in your garden. They have a red breast and a brown head and back. They have long legs and a short tail. They are very territorial. This means they live in one area and will defend it very aggressively if another robin tries to live there. They eat insects, fruit, seeds and worms.

Jackdaw

The jackdaw is a noisy bird. You would definitely notice this bird in your garden. They are quite large with grey at the back of their neck, a stubby beak and striking white eyes. They eat insects, dead animals, eggs, young birds and seeds. Jackdaws are known for stealing things; not just food but objects too!



Blue tit

The blue tit is a very small bird with bright yellow and blue feathers. They eat insects, caterpillars, seeds and nuts. They lay eggs between the end of April and May. They often eat from bird tables and live in garden nesting boxes. The male and female blue tits look the same. In winter, family flocks join up with other blue tits as they search for food.



Birds in Your Garden


Blackbird

Blackbirds are very common garden birds but they also live in farmland, woodland and near streets and coasts. They eat insects, worms, seeds and fruit. Blackbirds tend to be solitary birds. This means they do not live in flocks, but instead they live on their own. The male is glossy black with an orange beak and an orange ring around its eye. The female is less attractive, being dark brown with a brown beak. They nest in trees and their birdsong is easily recognised.



Heron

If you or your neighbours have a pond in their garden, you might see a heron either standing next to the pond or flying nearby. They love to eat fish and have been known to steal expensive fish from people's ponds! They are quite large, have a long thin beak, long spindly legs and long neck. When they fly, they stretch their legs out behind them and their neck is folded back. They nest in trees within colonies.



Questions

1. Why would you notice a jackdaw in your garden? Tick **one**.

- ☐ They're very noisy
- ☐ Their song is easy to recognise
- ☐ They're very colourful

2. **Find** and **copy** a word that tells us that blackbirds don't live with other birds?

3. Which two things do herons do when they fly?

4. How are the beaks of the male and female blackbird different?

5. In which months do blue tits lay their eggs? Tick **two**.

- ☐ July
- ☐ April
- ☐ May

6. Which two birds cannot be trusted and why? Use evidence from the text to support your answer.

Answers: Option 1

Answers

1. What colour is a robin's breast? Tick **one**
 - ☐ brown
 - ☒ **red**
 - ☐ black
2. Where do blue tits live? Tick **one**.
 - ☒ **garden nesting boxes**
 - ☐ next to ponds
 - ☐ woods
3. Which two things are true about jackdaws? Tick **two**.
 - ☒ **They like to steal things.**
 - ☒ **They are very noisy.**
 - ☐ They are very small.
4. Why do herons live near ponds? Tick **one**.
 - ☐ They like to swim.
 - ☒ **They eat fish.**
 - ☐ They like to look at ponds.
5. What does a female blackbird look like? Tick **one**.
 - ☐ black with an orange beak
 - ☐ dark brown with an orange beak
 - ☒ **dark brown with a brown beak**

Answers: Option 2

Answers

1. Why would you notice a jackdaw in your garden? Tick **one**.
 - ☒ **They're very noisy**
 - ☐ Their song is easy to recognise
 - ☐ They're very colourful
2. **Find** and **copy** a word that tells us that blackbirds don't live with other birds?
solitary
3. Which two things do herons do when they fly?
Stretch their legs out behind them.
Fold their necks back.
4. How are the beaks of the male and female blackbird different?
They are different because male blackbirds have an orange beak and females have a brown beak.
5. In which months do blue tits lay their eggs? Tick **two**.
 - ☐ July
 - ☒ **April**
 - ☒ **May**
6. Which two birds cannot be trusted and why? Use evidence from the text to support your answer.
The heron and the jackdaw cannot be trusted because they both steal things.

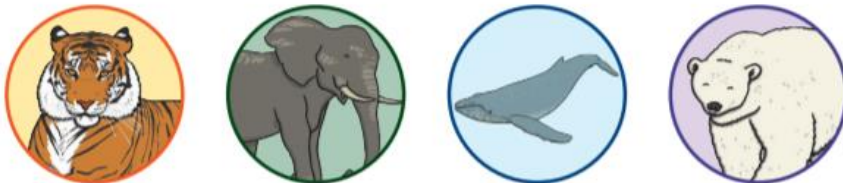
Tuesday's task

Functions of Sentences: Statements, Questions, Commands and Exclamations Activity Sheet

1. Draw a line to match the sentences to the sentence type.

How lucky we are to see a hedgehog!	statement
Where would you like to go for your birthday?	question
Tell me how you did that magic trick!	exclamation
The giraffe is the tallest animal in the world.	command

2. Choose one animal from the pictures and write a statement sentence about it.



Answer these questions with statements.

1. What is the weather like?

2. What does a plant need to grow?

3. What does ice-cream taste like?

Tuesday's task continued...

We have now looked at statements, commands, questions and exclamations. Can you remember how to write each of them?

10. Can you write a statement, command, question and exclamation for this picture?

Statement:

Command:

Question:

Exclamation:



Wednesday's activity:

Garden bird detective



**wildlife
watch**



Chaffinch



Greenfinch



House sparrow



Blackbird



Blue tit



Goldfinch



Great tit



Collared dove



Starling



Wood pigeon



Garden Bird Spotting

Name of Bird	Describe what it looked like.	Describe what it was doing.

Thursday 11th June

Research your favourite garden bird.

Name of bird _____

What does it look like? _____

Where does it live? _____

What does it eat? _____

What does its egg look like? _____

Interesting Facts _____

Friday's task

Where can I complete further work?

[Twinkl](#) – Subscription service used by schools is offering a free premium service for teachers, parents and children to use whilst schools are closed. Enter the code **UKTWINKLHELPS** for access to worksheets, powerpoints and interactive games to support all areas of learning.

[Classroom Secrets](#) – Free Maths, Reading and Grammar home learning packs and interactive resources for all ages.

[BBC Bitesize Primary](#) – Free learning resources available for KSI and KS2 across all subjects.

[Oxford Owl](#) – Free ebooks and reading resources available when you create a free login.

[Phonics Play](#) – Subscription service is offering free access to their learning resources during this period. Follow the link for details on how to gain free access.

[Top Marks](#) – Free educational resources and games for English and Maths.

[ICT Games](#) – Free educational resources and games for English and Maths.