

Science and the Wider Curriculum - Planning and Ideas

Week Commencing: 29-6-20

Year Groups: 1/2

	Monday	Tuesday	Wednesday	Thursday	Friday
Area of Learning	Subject: Music LC: Can you listen to and talk about a song? Can you move to the pulse of the music? Can you learn to sing a song?	Subject: Geography LC: Can you name different types of weather?	Subject: Science LC: Can you say which world habitat a living thing lives in?	Subject: PE LC: Can you perform different exercises to play a game?	Subject: Art LC: Can you create a piece of art using natural materials?
Activity	Go to: www.durhamonlinemusic.co.uk/yumu Enter your username and password in the boxes on the screen. Click the Log in button. You're all ready to get started. Complete activities for Unit: Friendship Song – Step 5 . Listen & Appraise – That's what friends are for and Friendship Song Warm Up Game – Challenge 5 Flexible Games Track – Gold Challenge Practise singing the Friendship Song – Verse 1,	<i>You will need: My Weather Diary sheet,</i> Task 1 – Talk to your child about the weather. What different types of weather can they think of? When do these different types of weather happen? Watch the video clips to look at different types of weather and keeping a weather diary. https://www.youtube.com/watch?v=aTwHybTHNbE https://www.youtube.com/watch?v=Uo8lbeVVb4M Task 2 – Encourage your child to observe the weather over the next few days talking about what they can see, hear and feel and ask them to	<i>You will need: World Habitats Board Game and Living Things cards,</i> Recall – Talk to your child about the different world habitats that we have been learning about over the past few weeks. Can they remember the name of any? You could watch the world habitat clips again using the link: https://www.bbc.co.uk/bitesize/topics/zx882hv Task – Play the World Habitats Game with someone in your house. While playing the game, talk about why some animals are suited to the habitat they live in. Have fun!!	<i>You will need: Sporting Pursuit Game Sheet, dice, colouring pencils,</i> Warm Up - Warm Up by completing Andy's wild workout. Use 1 of the links below to see it: Main Activity – Fitness Challenge Play 'Sporting Pursuit' with someone in your house. Have fun!	Children's Art Week is taking place this year across 3 weeks from 29 th June to 19 th July with a different theme for each week. This week's theme is: The Natural World. <i>You will need: natural materials found outside,</i> Task – Your task this week is to create a piece of artwork using natural materials. The resource sheet below gives you some ideas as starting points. We would love to see your artwork - Take a picture of your finished work and email them to us. Have fun!

	<p>Verse 2, Verse 3, Verse 4 and Chorus</p> <p>Improvise with the song –</p> <p>Clap and improvise</p> <p>Compose with the song –</p> <p>Friendship song</p> <p><i>If you have a recorder or glockenspiel you could try the instrument sections too.</i></p> <p>Have fun!</p>	<p>record their findings in their weather diary using words and pictures.</p> <p>Task 3 – Try to look at weather forecasts either on the TV, on the internet or in newspapers. Can your child say what the weather is going to be like? Can they begin to notice symbols that are used to represent different types of weather?</p>			
--	---	--	--	--	--

Thursday PE – Links for Andy's Wild Workout

<https://www.bbc.co.uk/iplayer/episode/p06tmry0/andys-wild-workouts-series-1-8-deserts>

<https://www.youtube.com/watch?v=aHe1WahYzmk>

My Weather Diary

Day: _____

Date: _____

What can I see?



What can I hear?



Draw a picture of the weather:



Day: _____

Date: _____

What can I see?



What can I hear?



Draw a picture of the weather:



Day: _____

Date: _____

What can I see?



What can I hear?



Draw a picture of the weather:



Day: _____

Date: _____

What can I see?



What can I hear?



Draw a picture of the weather:



World Habitats Game

Resources

This pack contains:

- Four World Habitat Game boards.
- One set of Living Things cards.



Instructions



- Give each player a Habitats Board.
- Shuffle the Living Things Cards and place them face down in the centre of the table.
- The youngest player takes the first turn.
- When it is a player's turn, they pick a Living Things Card from the top of the pile and read the name and description of the plant or animal.
- The player decides which habitat the living thing belongs in. If the other players agree that they have the correct answer, the player can keep the card on their Habitats Board.
- If the player has not guessed the right habitat, the card goes to the bottom of the pile.
- If all the players can't agree which habitat a living thing belongs in, the players may ask an adult.
- The first player to get all 8 Living Things Cards in a single habitat wins the game.




★



World Habitat Game Board – Each Player to have a Game Board



Living Things Cards - to be cut up



Jaguar: spotted coat for hiding in trees

twinkl.co.uk




Tapir: wide feet to walk on soft, muddy ground

twinkl.co.uk



Toucan: big beak for eating fruit

twinkl.co.uk



Iguana: green skin for camouflage in leaves

twinkl.co.uk



Sloth: curved claws for hanging in trees

twinkl.co.uk



Tree frog: suckers on toes for climbing trees

twinkl.co.uk




Monkey: long arms and legs for swinging in trees

twinkl.co.uk




Tree: grow very tall to reach the sunlight

twinkl.co.uk



Whale: blowhole for breathing air

twinkl.co.uk



Octopus: 8 arms for moving in water or catching food

twinkl.co.uk




Turtle: strong flippers for swimming

twinkl.co.uk




Fish: gills for breathing water

twinkl.co.uk



Shark: sharp teeth for catching fish

twinkl.co.uk



Dolphin: fins and tail for swimming

twinkl.co.uk



Crab: strong claws for burrowing in sand

twinkl.co.uk



Seaweed: filled with air to float on top of water

twinkl.co.uk



Polar Bear: wide, flat feet for walking in snow



Arctic wolf: white fur for hiding in snow



Walrus: thick fat to keep warm



Snowy owl: thick white feathers to keep warm




Arctic hare: strong back legs for jumping on snow



Reindeer: thick fur to keep warm




Lichen: can grow on rock so doesn't need soil



Ermine: fur turns white in winter



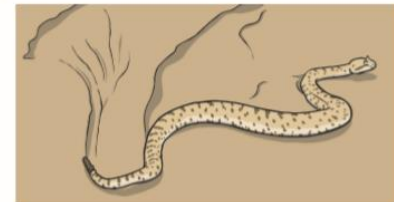
Succulent: thick leaves to store water



Camel: thick eyelashes to protect eyes from sand



Ostrich: long legs for running fast over sand



Sidewinder: moves sideways to protect body from hot sand



Scorpion: get water from their prey



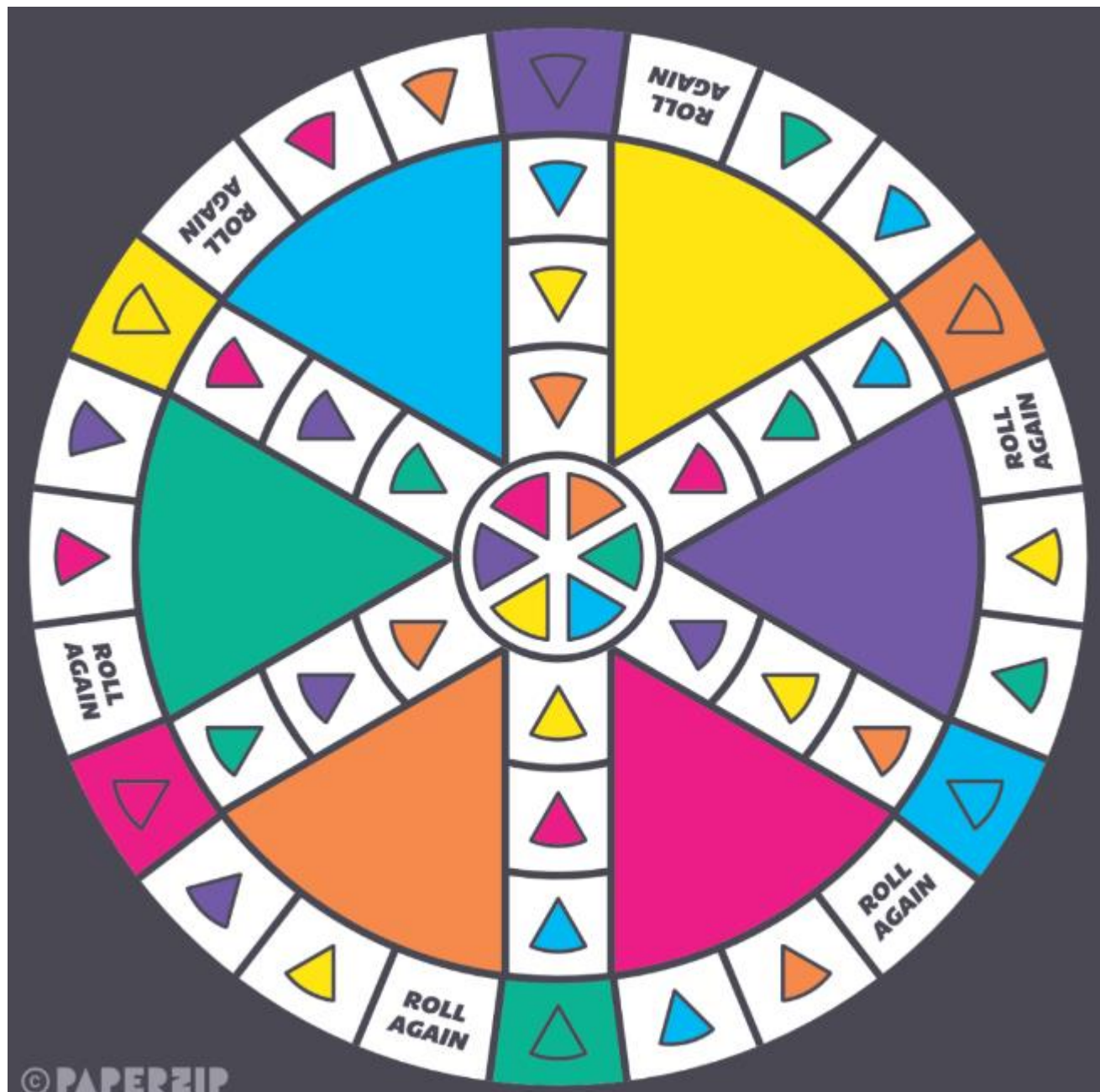
Kangaroo: strong legs for jumping long distances



Desert fox: big ears to let heatscape



Meerkat: brown fur to hide against sand









Sporting Pursuit

Start in the middle of the board.

Roll the dice and move that many spaces in any direction.

Whichever colour segment you land on, perform that exercise.

When you land on a full colour segment, perform the exercise and then colour in the segment on your playing piece.

-  Hold a plank for 20 seconds
-  Do 40 star jumps
-  Balance on 1 foot for 10 seconds
-  Do 10 press ups
-  Do a safe log roll
-  Do 20 high knees



Friday – Art

Children's Art Week 2020 Week 1 - Theme - The Natural World



Where can I complete further work?

[Twinkl](#) – Subscription service used by schools is offering a free premium service for teachers, parents and children to use whilst schools are closed. Enter the code **UKTWINKLHELPS** for access to worksheets, power points and interactive games to support all areas of learning.

[Classroom Secrets](#) – Free Maths, Reading and Grammar home learning packs and interactive resources for all ages.

[BBC Bitesize Primary](#) – Free learning resources available for KS1 and KS2 across all subjects.