














- 1 The pictogram shows the number of ice creams sold in a shop.

Ice cream flavour	Number of ice creams sold
vanilla	   
chocolate	     
strawberry	 
mint choc	

Key  = 2 ice creams

- a) How many vanilla ice creams were sold?  
b)



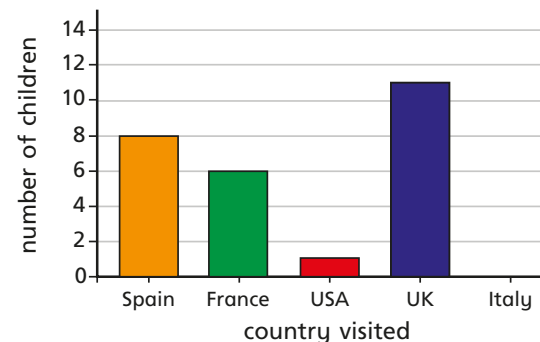
The shop sold  
6 chocolate ice creams.

What mistake has Annie made?


- c) How many chocolate ice creams were sold?  
d) How many strawberry ice creams were sold?  
e) Seven mint choc ice creams were sold.  
Complete the pictogram to show this.



- 2 The bar chart shows the number of children who went on holiday to some different countries.



- a) Draw a table to show the information in the bar chart.  
b) Draw a pictogram to show the information in the bar chart.  
Use the key provided.

Key  = 4 children

3

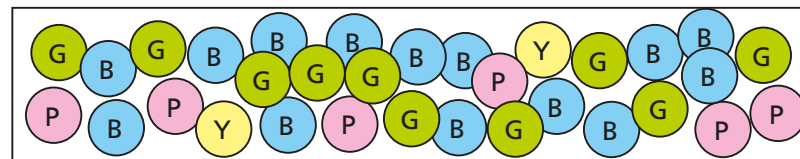


Chart A

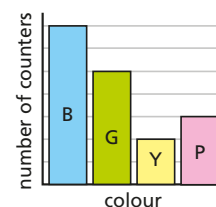


Chart B

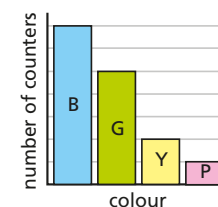
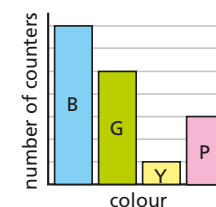


Chart C

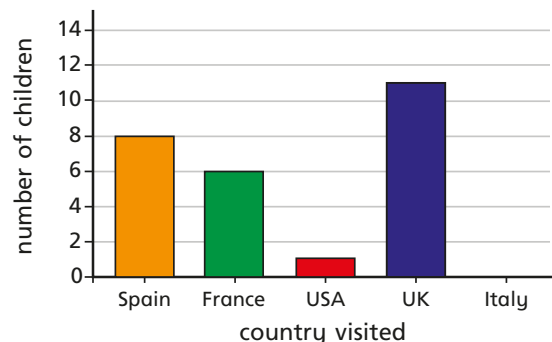


Which chart best represents the picture?


Talk to a partner about the reasons for your choice.



- 2 The bar chart shows the number of children who went on holiday to some different countries.



- a) Draw a table to show the information in the bar chart.  
b) Draw a pictogram to show the information in the bar chart.  
Use the key provided.

Key  = 4 children

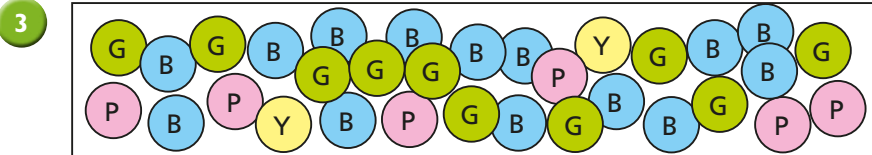


Chart A

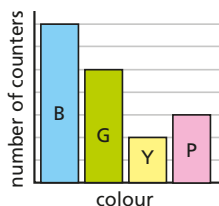


Chart B

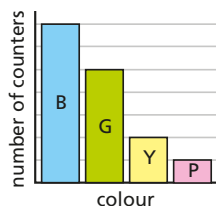
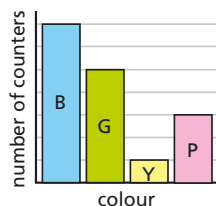


Chart C



Which chart best represents the picture?

Talk to a partner about the reasons for your choice.

- 4 Use the clues to label the bar chart.

- The number of Huddersfield Town supporters is half the number of Halifax Town supporters.
- More people support Halifax Town than support any other team.
- More people support Manchester United than Leeds United.
- There is 1 less supporter of Bradford City than Halifax Town.

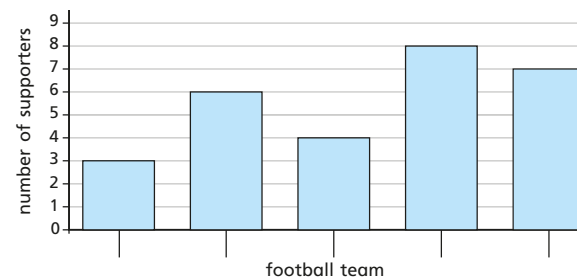
Bradford City

Huddersfield Town

Halifax Town

Leeds United

Manchester United



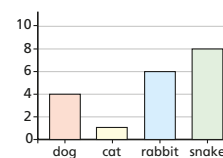
- 5 Four classes of children were asked what their favourite animals are. Match the tables to the charts.





Class A	
dog	8
cat	2
rabbit	7
snake	12


Class B	
dog	4
cat	1
rabbit	3
snake	4

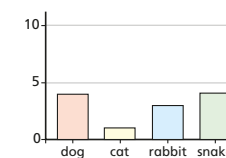
Class C	
dog	4
cat	1
rabbit	6
snake	8





Class D	
dog	8
cat	2
rabbit	7
snake	3




dog	
cat	
rabbit	
snake	

Key  = 4 children



dog	
cat	
rabbit	
snake	

Key  = 4 children