

## English Planning and Ideas

**Week Commencing: 15/3/21**

**Focus: Diaries Week 2**

**Year Group: 3/4**

	Session 1	Session 2	Session 3	Session 4	Session 5
Area of Learning	<u>Up-level a diary entry</u>	<u>Plan a diary entry</u>	<u>Write our own diary entry</u>		<u>Rainbow Edit our diary entry</u>
Activity	<p>Let's look at the example of diary entry written on Friday 5<sup>th</sup> March.</p> <p>How could we improve this diary entry?</p> <ul style="list-style-type: none"> <li>- Time conjunctions / Time adverbials</li> <li>- Thoughts and feelings</li> <li>- Past tense</li> <li>- Informal description and detail.</li> </ul> <p>You can either complete the gaps in the example or re-write sections to add your improvements.</p>	<p><a href="https://www.literacyshed.com/marshmallows.html">https://www.literacyshed.com/marshmallows.html</a></p> <p>Follow the link to watch the clip entitled 'Marshmallows'.</p> <p>Use the images from the video and re-order them to recap the key events.</p> <p>Discuss the key events which happened during the camping visit to add detail to the pictures. Which would we like to include in our diary entry?</p> <p>Remember we are making NOTES. We will use bullet points and key words. We are not writing our full diary entry.</p>	<p><a href="https://www.literacyshed.com/marshmallows.html">https://www.literacyshed.com/marshmallows.html</a></p> <p>Let's write our diary entry using our plan.</p> <p>Have we thought about our layout? (date, Dear diary, signing off such as I'll write again tomorrow, Goodbye for now etc.).</p> <p>Let's write our paragraphs in chronological order.</p> <p>Let's make sure we include thoughts and feelings.</p> <p>Have we included time conjunctions and adverbials to start sentences in different ways? (e.g. after that, before lunch, until sunset)</p> <p>Use the word mats to help you.</p>		<p>Let's share what we love about our work.</p> <p>We can use rainbow editing to find what we have done well and spot where we might need to improve. Use these colours to underline these things.</p> <p><b>Red: date and greeting.</b>  <b>Orange: thoughts</b>  <b>Yellow: feelings</b>  <b>Green: past tense</b>  <b>Blue: time conjunctions and adverbials</b>  <b>Purple: informal language and description</b>  <b>Pink: first person</b></p>

### **Where can I complete further work?**

[Twinkl](#) – Subscription service used by schools is offering a free premium service for teachers, parents and children to use whilst schools are closed. Enter the code **UKTWINKLHELPS** for access to worksheets, powerpoints and interactive games to support all areas of learning.

[Classroom Secrets](#) – Free Maths, Reading and Grammar home learning packs and interactive resources for all ages.

[BBC Bitesize Primary](#) – Free learning resources available for KS1 and KS2 across all subjects.

[Oxford Owl](#) – Free ebooks and reading resources available when you create a free login.

[Phonics Play](#) – Subscription service is offering free access to their learning resources during this period. Follow the link for details on how to gain free access.

[Top Marks](#) – Free educational resources and games for English and Maths.

[ICT Games](#) – Free educational resources and games for English and Maths.

Friday 5<sup>th</sup> March 2021

\_\_\_\_\_!

\_\_\_\_\_! My mum has been trying to persuade my dad for ages to get a dog and he has always thought of a hundred reasons why we shouldn't get one. I think my mum had almost given up. \_\_\_\_\_,

there was a knock at the door. I opened it and there was a \_\_\_\_\_

box on the step. I felt \_\_\_\_\_

because \_\_\_\_\_.

Mum and Dad came towards the door too and Dad **they will tell me** to open it. \_\_\_\_\_,

**I will open** \_\_\_\_\_ the box and there inside, looking quite confused and shy, was a

\_\_\_\_\_ puppy wearing a \_\_\_\_\_ bow around her neck!

I **will pick her** up and **bring her** into the house. She scurried around our living room

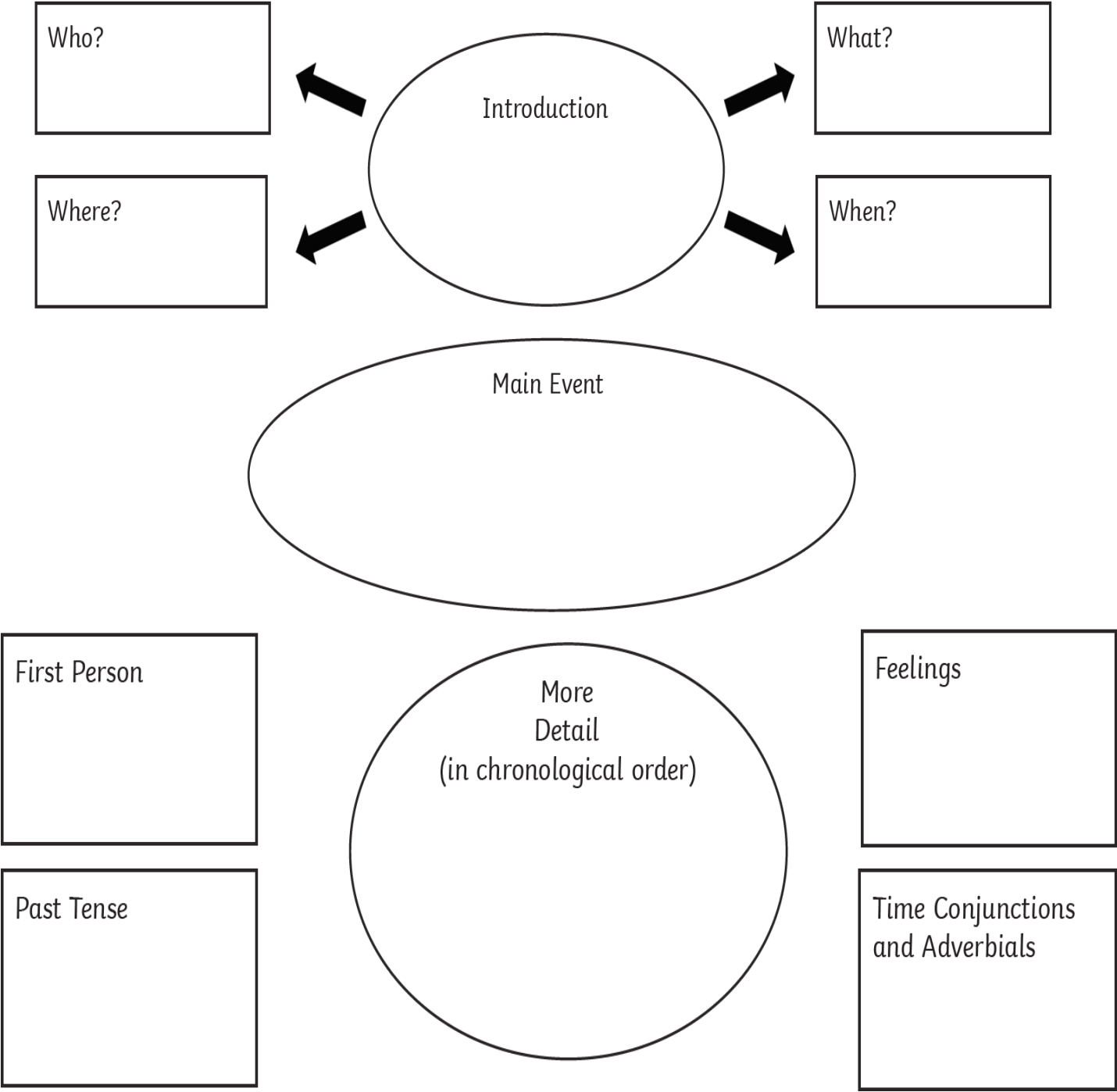
knocking a few things over and then we \_\_\_\_\_


\_\_\_\_\_.


Feeling \_\_\_\_\_, I \_\_\_\_\_

\_\_\_\_\_

Diary Planning Template







# Emotions Thesaurus Vocabulary Grid

content	glad	joyful	cheerful	elated
joyal	overjoyed	thrilled	ecstatic	delighted
on cloud nine	pleased	gleeful	jubilant	upbeat

depressed	gloomy	miserable	cheerless	heartbroken
shattered	demonialised	gutted	crushed	devastated
tearful	unhappy	dejected	blue	despondent

repelled	revolted	sickened	repulsed	neutered
shocked	appalled	distaste	horrified	loathed
disliked	horror-stricken	aghast	offended	outraged

glum	pitiful
------	---------

grossed out	put off
-------------	---------

annoyed	irritated	fuming	livid	cross
irate	frustrated	enraged	outraged	infuriated
incensed	agitated	furious	upset	bitter
raging	exasperated			


astonished	dazed	shocked	alarmed	stupefied
shaken	astounded	startled	bewildered	aghast
stunned	flabbergasted	thunderstruck	speechless	taken aback

calm	peaceful	tranquil	care free	blissful
content	unruffled	composed	serene	stress free
at ease	laid-back	meadow		

uneasy	terrified	alarmed	startled	anxious
upset	panicky	worried	afraid	distraught
troubled	in a state	petrified	fearful	frightened


thrilled	exhilarated	elevated	animated	delighted
exuberant	enthused	inspired	giddy	eager
roused	provoked			

Key	
Happy	Surprised
Angry	Excited
Scared	Disgusted
Sad	Relaxed



- Afterwards
- Today
- Yesterday
- Immediately
- Now
- Soon
- Right away
- Before today,
- Almost instantly,
- One moment later,

# Time - Diaries



- On Tuesday
- In the morning
- After a while
- As soon as I could
- Before long
- All of a sudden
- In the blink of an eye
- Just then
- Eventually
- Later
- When \_\_\_\_, I \_\_\_\_



visit [twinkl.com](https://www.twinkl.com)



